



instrumentos  
de medida

## PRODUCT GUIDE

RF Signal Generators  
Arbitrary Waveform Transceivers  
Waveform Creation Software  
Arbitrary Function Generators  
Arbitrary Microwave Generators  
Arbitrary Waveform Generators  
High speed Arbitrary Waveform Generators  
Pulse Arbitrary Generators  
PXI & PCI Arbitrary waveform / Function Generators  
Signal Amplifiers  
Modular Instruments

*Simulate, Stimulate, Test...*



## About Tabor Electronics

Established in 1971, Tabor Electronics has become a world-leading provider of high-end signal sources, featuring: RF, pulse, function and arbitrary waveform generators/transceivers, high-voltage amplifiers, waveform and modulation creation software. Tabor has earned global recognition for its highly skilled workforce and innovative engineering capabilities. In addition to offering a full range of self-branded instruments, Tabor is also a world-class OEM that private-labels a variety of products for industry leaders. Technologically advanced, featuring the highest levels of performance, reliability, and, most importantly, price-competitiveness, Tabor products are currently used in a wide range of applications from quantum physics experiment control to test of military and aerospace assets.

Over the past decade Tabor has extended its global reach. With its headquarters located in Nesher, Israel, Tabor maintains a worldwide distribution network and has become the partner of choice for over 50 major distributors and integrators throughout the globe.

## Customer Service and Support

- professional assistance for choosing the perfect solution.
- Individualized technical support Help Desk.
- Repair and calibration service in Israel and USA.

## Warranty

The instruments come standard with a three year warranty or a five year warranty\* (WW, PM, WX and SE series only). Each instrument has full test results, calibration certificate, and CD containing product manual and software. Our obligation under this warranty is to repair or replace any instrument or part thereof which, within the warranty period after shipment, proves defective upon examination. To exercise this warranty, write or call your local Tabor representative, or contact Tabor Headquarters and you will be given prompt assistance and shipping instructions.

\* Warranty period may vary according to your location

## Corporate Headquarters

**Address** 9 Hatasia St., 3688809 Nesher, Israel

**Phone** (972) 4 8213393

**Fax** (972) 4 8213388

### E-mails

Information - [info@tabor.co.il](mailto:info@tabor.co.il)

Service & Support - [support@tabor.co.il](mailto:support@tabor.co.il)

## US Sales & Support (Astronics)

**Address** 4 Goodyear Irvine, CA 92618

**Phone** (800) 722 2528

**Fax** (949) 859 7139

### E-mails

Information - [info@taborelec.com](mailto:info@taborelec.com)

Service & Support - [support@taborelec.com](mailto:support@taborelec.com)

All rights reserved to Tabor electronics ltd. The contents of this document are provided by Tabor Electronics, 'as is'. Tabor makes no representations nor warranties with respect to the accuracy or completeness of the contents of this publication and reserves the right to make changes to the specification at any time without notice.


## RF Signal Generators

### LUCID Series

Tabor's Lucid Series of RF analog signal generators offers industry leading performance in multiple form factors. The series features 3, 6 and 12 GHz models in desktop, portable, benchtop or rackmount configurations. All units have extremely fast switching speed, superior signal fidelity and analog modulation including AM, FM, PM and Pulse Modulation. It has an intuitive graphical user interface, remote SCPI control and backwards command compatibility with most signal generators.

### DESKTOP PLATFORM

The Desktop platform offers all the functionality of a full-featured benchtop analog RF signal generator but in an industry leading small package. It is designed to be used on the bench, as an embedded source, or as part of a larger automated test system (especially when rack space is at a premium). A GUI and an API are provided for easy control from your PC through Micro-USB or SPI.



Models	LS3081D	LS6081D	LS1291D
Frequency Range	9kHz to 3GHz	9kHz to 6GHz	9kHz to 12GHz
Channels	1	1	1
Power	-20 to +15 dBm	-20 to +15 dBm	-20 to +15 dBm
Phase Noise (@10kHz)	Up to 1.5GHz: -136 dBc/Hz typ (-132 max) 1.5GHz to 3GHz: -130 dBc/Hz typ (-125 max) 3GHz to 6GHz: -124 dBc/Hz typ (-120 max) 6GHz to 12GHz: -118 dBc/Hz typ (-114 max)		
Harmonics	-40dBC	-40dBC	-40dBC
Non-Harmonics	-60dBC	-60dBC	-60dBC
Modulation	Internal or External: FM, AM, PM, Pulse, Sweep, List		
Run Modes	Continuous, Trigger	Continuous, Trigger	Continuous, Trigger
Remote Programming	Full IVI (C++, CVI, LabView), Python & MATLAB drivers and Lucid Studio		
Product Emulators	Keysight, R&S, quicksyn, Anapico & Holzworth		
Connectivity	SPI, micro-USB	SPI, micro-USB	SPI, micro-USB

### PORTABLE PLATFORM

A rugged field-portable signal generator, the Portable platform is equipped with a 10" touch screen that is suitable for day and night use. In addition, it has more than 2-hours of operational battery life. With built in USB, optional LAN interface and removable micro-SD card. You'll get the performance you need without needing to worry about an AC supply.



Models	LS3081P	LS6081P	LS1291P
Frequency Range	9kHz to 3GHz	9kHz to 6GHz	9kHz to 12GHz
Channels	1	1	1
Power	-20 to +15 dBm	-20 to +15 dBm	-20 to +15 dBm
Phase Noise (@10kHz)	Up to 1.5GHz: -136 dBc/Hz typ (-132 max) 1.5GHz to 3GHz: -130 dBc/Hz typ (-125 max) 3GHz to 6GHz: -124 dBc/Hz typ (-120 max) 6GHz to 12GHz: -118 dBc/Hz typ (-114 max)		
Harmonics	-40dBC	-40dBC	-40dBC
Non-Harmonics	-60dBC	-60dBC	-60dBC
Modulation	Internal or External: FM, AM, PM, Sweep, List		
Run Modes	Continuous, Trigger	Continuous, Trigger	Continuous, Trigger
Storage	Removable SD Card		
Display	10" Color Touch Display		
Remote Programming	Full IVI (C++, CVI, LabView), Python & MATLAB drivers and Lucid Studio		
Product Emulators	Keysight, R&S, quicksyn, Anapico & Holzworth		
Connectivity	USB, micro-USB to LAN	USB, micro-USB to LAN	USB, micro-USB to LAN

## BENCHTOP PLATFORM

Taking your application to the next level, the Benchtop Platform is housed in 2U,  $\frac{3}{4}$  19" enclosure with a 5" touchscreen and front panel controls enabling standalone operation. The unit can be configured with 1, 2 or 4 phase coherent RF channels, and also has built in LAN and a USB interface with SCPI Control and removable micro-SD card. With phase coherent, multi-channel capability it can solve a host of measurement applications in quantum physics, amplifier characterization and phased array systems.



Models	LS3081B   LS3082B   LS3084B	LS6081B   LS6082B   LS6084B	LS1291B   LS1292B   LS1294B
Frequency Range	9kHz to 3GHz	9kHz to 6GHz	9kHz to 12GHz
Channels	1   2   4	1   2   4	1   2   4
Power	-90 to +15 dBm	-90 to +15 dBm	-90 to +15 dBm
Phase Noise (@10kHz)	Up to 1.5GHz: -136 dBc/Hz typ (-132 max) 1.5GHz to 3GHz: -130 dBc/Hz typ (-125 max) 3GHz to 6GHz: -124 dBc/Hz typ (-120 max) 6GHz to 12GHz: -118 dBc/Hz typ (-114 max)		
Harmonics	-40dBC	-40dBC	-40dBC
Non-Harmonics	-60dBC	-60dBC	-60dBC
Modulation	Internal or External: FM, AM, PM, Pulse, Pattern, Sweep, List		
Run Modes	Continuous, Trigger	Continuous, Trigger	Continuous, Trigger
Storage	Removable SD Card		
Display	5" Color Touch Display		
Remote Programming	Full IVI (C++, CVI, LabView), Python & MATLAB drivers and Lucid Studio		
Product Emulators	Keysight, R&S, quicksyn, Anapico & Holzworth		
Connectivity	USB, LAN	USB, LAN	USB, LAN

## RACK MOUNT PLATFORM

Offers the industry's highest channel density in the least possible space, with up to 4 phase coherent channels in a 19" 1U unit and up to 16 phase coherent channels in a 3U, 19" unit. The unit has removable memory for maximum security, plus key modulated signals for analog communication systems. Connectivity to the remote control PC is enabled with LAN and USB interfaces.



Models	LS3081R   LS3082R   LS3084R	LS6081R   LS6082R   LS6084R	LS1291R   LS1292R   LS1294R
Frequency Range	9kHz to 3GHz	9kHz to 6GHz	9kHz to 12GHz
Channels	1   2   4	1   2   4	1   2   4
Power	-90 to +15 dBm	-90 to +15 dBm	-90 to +15 dBm
Phase Noise (@10kHz)	Up to 1.5GHz: -136 dBc/Hz typ (-132 max) 1.5GHz to 3GHz: -130 dBc/Hz typ (-125 max) 3GHz to 6GHz: -124 dBc/Hz typ (-120 max) 6GHz to 12GHz: -118 dBc/Hz typ (-114 max)		
Harmonics	-40dBC	-40dBC	-40dBC
Non-Harmonics	-60dBC	-60dBC	-60dBC
Modulation	Internal or External: FM, AM, PM, Pulse, Pattern, Sweep, List		
Run Modes	Continuous, Trigger	Continuous, Trigger	Continuous, Trigger
Storage	Removable SD Card		
Remote Programming	Full IVI (C++, CVI, LabView), Python & MATLAB drivers and Lucid Studio		
Product Emulators	Keysight, R&S, quicksyn, Anapico & Holzworth		
Connectivity	USB, LAN	USB, LAN	USB, LAN

## Arbitrary Waveform Transceivers

### Proteus Series

Proteus provides both state of the art Arbitrary Waveform Generation and optional Arbitrary Waveform Transceiver capability. The system integrates the ability to transmit, receive and perform user-programmable FPGA based digital signal processing and decision making all in a single instrument. Proteus provides key capability for closed loop transceiver applications in aerospace, defense, telecommunications, automotive and physics applications.

### Module Platform

The Proteus module takes full advantage of the PXI Express platform. Its core transmit, receive and FPGA processing are enhanced with the addition of high speed data transfer and industry leading channel density (up to 32 channels per 3U 19" chassis).



MODEL	P1282M   P1284M	P2582M   P2584M	P9082M
Channels	2   4	2   4	2
Modes	Standard, Arbitrary, Task		
Max. Sample Clock Rate	1.25GS/s	2.5GS/s	9GS/s
Memory Size	1G/2G/4G	2G/4G/8G	2G/4G/8G
Vertical Resolution	16 bits	16 bits	Up to 16 bits
Output Type	DC	DC   Direct (AC)	
bandwidth	625MHz	1.25GHz   2.5GHz	4.5GHz   7GHz
Max Amplitude (into 50Ω)	1.2Vp-p	1.2Vp-p   600mVp-p	
Transition Time (20/80 typ.)	<150ps	<100ps   <40ps	
Run Modes	Continuous, Trigger, Gate		
Remote Programming	Full IVI (C++, CVI, LabView), Python & MATLAB drivers and Wave Design Studio		
Connectivity	PXIe Gen3 x8 Lanes		

### Desktop Platform

Provides up to 12 channels of capability, but without a touch screen, saving both space and cost. This compact desktop platform is controlled via an external PC and connectivity to the instrument is provided by 3 x USB HOST, 1 x 10Gbit LAN as standard or Thunderbolt 3, GPIB or 2 x 10Gbit Optical as options.



MODEL	P1282D   P1284D   P1288D   P12812D	P2582D   P2584D   P2588D   P25812D	P9082D   P9084D   P9086D
Channels	2   4   8   12	2   4   8   12	2   4   6
Modes	Standard, Arbitrary, Task		
Max. Sample Clock Rate	1.25GS/s	2.5GS/s	9GS/s
Memory Size	1G/2G/4G	2G/4G/8G	2G/4G/8G
Vertical Resolution	16 bits	16 bits	Up to 16 bits
Output Type	DC	DC   Direct (AC)	DC   Direct (AC)
Bandwidth	625MHz	1.25GHz   2.5GHz	4.5GHz   7GHz
Max Amplitude (into 50Ω)	1.2Vp-p	1.2Vp-p   600mVp-p	1.2Vp-p   600mVp-p
Transition Time (20/80 typ.)	<150ps	<100ps   <40ps	<100ps   <40ps
Run Modes	Continuous, Trigger, Gate	Continuous, Trigger, Gate	Continuous, Trigger, Gate
Storage	Removable SSD		
Remote Programming	Full IVI (C++, CVI, LabView), Python & MATLAB drivers and Wave Design Studio		
Connectivity	3 x USB HOST, 1 x 10Gbit LAN Std., Thunderbolt 3, GPIB, 2 x 10Gbit Optical Options		

## Benchtop Platform

The benchtop platform has all the same capability as the modular system, i.e., transmit, receive and user programmable FPGA, but adds a 9" touch screen and an on-board PC creating a fully standalone system. With a maximum channel count of 12 AWT's it is a compact, self-contained unit, providing waveform creation and sequence programming on the bench.



MODEL	P1282B   P1284B   P1288B   P12812B	P2582B   P2584B   P2588B   P25812B	P9082B   P9084B   P9086B
Channels	2   4   8   12	2   4   8   12	2   4   6
Modes	Standard, Arbitrary, Task		
Max. Sample Clock Rate	1.25GS/s	2.5GS/s	9GS/s
Memory Size	1G/2G/4G	2G/4G/8G	2G/4G/8G
Vertical Resolution	16 bits	16 bits	Up to 16 bits
Output Type	DC	DC   Direct (AC)	DC   Direct (AC)
Bandwidth	625MHz	1.25GHz   2.5GHz	4.5GHz   7GHz
Max Amplitude (into 50Ω)	1.2Vp-p	1.2Vp-p   600mVp-p	1.2Vp-p   600mVp-p
Transition Time (20/80 typ.)	<150ps	<100ps   <40ps	<100ps   <40ps
Run Modes	Continuous, Trigger, Gate	Continuous, Trigger, Gate	Continuous, Trigger, Gate
Display	9" Touch Color LCD Display		
Storage	Removable SSD		
Remote Programming	Full IVI (C++, CVI, LabView), Python & MATLAB drivers and Wave Design Studio		
Connectivity	3 x USB HOST, 1 x 10Gbit LAN Std., Thunderbolt 3, GIPB, 2 x 10Gbit Optical Options		

## Waveform Creation Software

### Wave Design Studio

Wave Design Studio is the latest in instrument control and signal creation software. The intuitive graphical interface facilitates a quick and efficient working process. In addition to the standard waveform creation capability, WDS has a number of optional add-ons for RF, microwave, radar and general purpose applications.



WAVE DESIGN STUDIO


#### Key features

- PC based software for instrument control and signal creation
- Dedicated add-ons for radar applications, signal correction, digital modulation
- Easy to use waveform creation tools for generating chirps, pulses and modulation
- Powerful and intuitive graphical user interface, including preview of the generated scenario and simultaneous multi-channel and marker view.
- Automatic detection of all connected instruments
- Offline mode for creating waveform, scenarios and setups without a connected instrument.
- Log file and SCPI command editor for code debugging.

## Arbitrary Function Generators

### Wave Standard Series

A family of single and dual channel arbitrary/function generators, designed to provide superior performance at a low price. The series incorporates a built-in waveform gallery and modulation schemes, as well as memory-based true arbitrary waveform generation for accurate, jitter-free waveforms reaching frequencies of up to 350MHz.



MODEL	WS8101   WS8102	WS8351   WS8352
Channels	1   2	1   2 <sup>(1)</sup>
Waveform Type	Standard, Arbitrary, Pulse and Modulated	Standard, Pulse, Modulated, Arbitrary
Max Frequency (Sine/Square/others)	100MHz / 62.5MHz / 31.25MHz	350MHz / 250MHz / 125MHz
Max. Sample Clock Rate	250MS/s	2GS/s
Memory Size	512k	512k
Vertical Resolution	16 bits	14 bits
Modulation	AM, FM, FSK, PSK, Sweep	AM, FM, ASK, FSK Amp. & Freq. Hop, Sweep
Max Amplitude (into 50Ω)	16Vp-p	4Vp-p
Transition Time (typ.)	<4ns	<1ns
Display	User Friendly 3.8" color LCD Display	4" Color LCD
Storage	N/A	1GB Internal Flash and USB host
Remote Programming	Full IVI driver (C++, CVI, LabView), MATLAB and ArbConnection	
Connectivity	LAN, USB, GPIB	LAN, USB, GPIB and LXI-C compliant

<sup>(1)</sup> Fully independent or synchronized with 10ps resolution control

## Arbitrary Microwave Generators

### Signal Expert Series

With an analog bandwidth of more than 7 GHz, combined with multi Nyquist zone operation the SE series has the capability of reaching frequencies much higher than its sampling rate – providing signals well beyond baseband enabling direct to microwave signal generation capability.




MODEL	SE5082
Channels	2, Fully independent or synchronized with 10ps resolution control
Waveform Type	Standard, Arbitrary, Pulse, Modulated and Sequenced
Max. Sample Clock Rate	5GS/s (6GS/s typical)
Memory Size	64M
Memory Management	Advanced Sequencing with up to 16K segments; 16K steps; 1M loops
Vertical Resolution	12 bits
Modulation	AM, FM, ASK, Amp. Hop, FSK, Freq. Hop, Sweep, Chirp, PSK, QAM
Max Frequency (Sine/Square/others)	2.5GHz / 1.25GHz / 300MHz
Max Amplitude (into 50Ω)	DC: 1.5Vp-p   Direct: 500 mVp-p (double into high impedance)
Transition Time (typ.)	DC: <150ps   Direct: <60ps
Run Modes	Continuous, Self armed, Armed, Triggered, Burst, Normal, Override & Gated
Markers	4 Programmable differential markers
Display & Storage	4" Color LCD, 4GB Internal Flash memory and USB host
Remote Programming	Full IVI (C++, CVI, LabView), Python & MATLAB drivers and Wave Design Studio
Connectivity	LAN, USB, GPIB



## Arbitrary Waveform Generators

### Wonder Wave Series

The Series combines two technologies. While being a true, memory-based AWG device, with all of the memory management capabilities needed to create complex waveforms, it also implements a Direct Digital Synthesizer (DDS) enabling many standard modulation types and frequency agility capabilities.



MODEL	WW5061   WW5062   WW5064	WW1071   WW1072   WW1074	WW2571A   WW2572A   WW2074
Channels	1   2   4	1   2   4	1   2   4
Waveform Type	Standard, Arbitrary, Pulse, Modulated and Sequenced		
Max. Sample Clock Rate	50MS/s	100MS/s	250MS/s <sup>(1)</sup>   250MS/s <sup>(1)</sup>   200MS/s
Memory Size	512k (1M option)	1M (2M/4M option)	1M (2M/4M option)
Memory Management	2k Segments; 4k Steps; 1M Loops		10k Segments; 4k Steps; 1M Loops
Vertical Resolution	14 bits   14 bits   16 bits	14 bits   14 bits   16 bits	16 bits
Modulation	AM, FM, Arbitrary FM, FSK, Ramped FSK, Sweep   5064, 1074, 2074: (n)PSK, (n)QAM only		
Max Frequency (Sine/Square/others)	25MHz / 15MHz / 7.5MHz	50MHz / 30MHz / 15MHz	100MHz / 62.5MHz / 31.25MHz 2074: 80MHz / 50MHz / 25MHz
Max Amplitude (into 50Ω)	10Vp-p	10Vp-p	16Vp-p (2)   16Vp-p <sup>(2)</sup>   10Vp-p
Transition Time (typ.)	<8ns	<6ns	<4ns
Digital Outputs	N/A	N/A	16 Bit LVDS Parallel Output <sup>(3,4)</sup>
Display	User Friendly 3.8" color LCD Display		
Remote Programming	Full IVI driver (C++, CVI, LabView), MATLAB and ArbConnection		
Connectivity	LAN, USB, GPIB		

<sup>(1)</sup> Typ.; <sup>(2)</sup> 20Vp-p into 50Ω option; <sup>(3)</sup> Optional 10Vp-p Programmable digital amplifier/POD; <sup>(4)</sup> N/A in 2074

## High-Speed Arbitrary Waveform Generators

### WaveXciter Series

The WaveXciter can generate any waveform, at frequencies up to 1GHz with 8 digits of resolution and 1 point granularity, resulting in precision signal creation and regeneration. It can also be used as a full-featured standard, modulation or pulse generator to solve various applications. It saves space and cost without compromising bandwidth and signal integrity.



MODEL	WX1281C   WX1282C   WX1284C	WX2181C   WX2182C   WX2184C
Channels	1   2   4	1   2   4
Waveform Type	Standard, Arbitrary, Pulse, Modulated and Sequenced	
Max. Sample Clock Rate	1.25GS/s	2.3GS/s
Memory Size	32M	32M
Memory Management	Advanced Sequencing with up to 32K segments; 48K steps; 16M loops	
Vertical Resolution	14 bits	14 bits
Modulation	AM, FM, ASK, Amp. Hop, FSK, Freq. Hop, Sweep, Chirp	
Max Frequency (Sine/Square/others)	500MHz / 350MHz / 125MHz	1GHz / 500MHz / 250MHz
Max Amplitude (into 50Ω)	Selectable: DC: 2Vp-p / HV: 4Vp-p / AC <sup>(1)</sup> : -20 to +10dBm (double into open circuit)	
Transition Time (typ.)	DC: <600ps / HV: <1ns	DC: <600ps / HV: <1ns
Run Modes	Continuous, Self armed, Armed, Triggered, Burst, Normal, Override & Gated	
Markers	4 Programmable differential markers	
Display & Storage	4" Color LCD, 4GB Internal Flash memory and USB host	
Remote Programming	Full IVI (C++, CVI, LabView), Python & MATLAB drivers and Wave Design Studio	
Connectivity	LAN, USB, GPIB	

<sup>(1)</sup> AC Path is not available on WXxx84C

## Pulse Arbitrary Generators

### Pulse Master Series

Single or Dual Channel Pulse/Waveform Generators offering a complete array of pulse, standard, arbitrary, sequenced and modulated waveforms with unmatched performance. Its smart, compact, 2U 1/2 rack-width footprint allows saving substantial benchtop or rack space, while benefiting from high-performance, bandwidth, signal integrity, and reliability with the flexibility to adapt to a full spectrum of applications.




MODEL	PM8571A	PM8572A
Channels	1	2
Waveform Type	Standard, Arbitrary, Pulse and Modulated	Standard, Pulse, Modulated, Arbitrary
Period Range	20ns to 1000s	20ns to 1000s
Pulse Width Range	8ns to 10s	8ns to 10s
Timing Resolution	10ps	10ps
Trigger Jitter	<100ps	<100ps
Max Frequency (Sine/Square/others)	100MHz / 62.5MHz / 31.25MHz	100MHz / 62.5MHz / 31.25MHz
Max. Sample Clock Rate	300MS/s	300MS/s
Memory Size	1M (2M/4M option)	1M (2M/4M option)
Vertical Resolution	16 bits	16 bits
Modulation	AM, FM, FSK, ASK, PSK, Amplitude and Frequency Hop, (n)PSK, (n)QAM, PWM and Sweep	
Max Amplitude (into 50Ω)	16Vp-p (20Vp-p option)	16Vp-p (20Vp-p option)
Transition Time (typ.)	<4ns	<4ns
Display	User Friendly 3.8" color LCD Display	
Remote Programming	Full IVI driver (C++, CVI, LabView), MATLAB and ArbConnection	
Connectivity	LAN, USB, GPIB	

## PXI & PCI Arbitrary Waveform / Function Generators

### TE-AWG Series

The 5000 series offers excellent performance in the PXI, cPXI and PCI class. It combines two technologies (DDS&ARB), making use of the best qualities from each of the types of technologies allowing it to create complex waveforms, on one hand, and generating all the standard functions and modulation formats, on the other.



MODEL	TE5200   TE5325	TE5201   TE5300	TE5251   TE5351
Channels	1	1	1
Waveform Type	Standard, Arbitrary, Pulse, Modulated and Sequenced		
Max. Sample Clock Rate	50MS/s	125MS/s	250MS/s
Memory Size	1M	2M	2M
Memory Management	4k Segments; 4k Steps; 128k Loops		10k Segments; 4k Steps; 1M Loops
Vertical Resolution	14 bits	14 bits	16 bits
Modulation	AM, FM, Arbitrary FM, FSK, Sweep		AM, FM, FSK, ASK, Freq. & Amp. Hop, Sweep
Max Frequency (Sine/Square/others)	25MHz / 15MHz / 7.5MHz	50MHz / 30MHz / 15MHz	100MHz / 62.5MHz / 31.25MHz 2074: 80MHz / 50MHz / 25MHz
Max Amplitude (into 50Ω)	8Vp-p   10Vp-p	8Vp-p   10Vp-p	10Vp-p
Transition Time (typ.)	<8ns	<6ns	<4ns
Remote Programming	Full IVI driver (C++, CVI, LabView), MATLAB and ArbConnection		
Connectivity	PXI Hybrid   PCI	PXI Hybrid   PCI	PXI Hybrid   PCI

## Signal Amplifiers

The line of wideband amplifiers was designed to operate in conjunction with its series of waveform generators thus providing the ultimate solution for high-voltage, wideband applications; enabling both complex signals as well as high voltage throughput.



MODEL	9250	9260	9100   9200	9100A   9200A   9400
Channels	2 Single or Differential	2 Single or Differential	1   2	1   2   4
Max Amplitude	20Vp-p	34Vp-p	300Vp-p	400Vp-p
Large Signal Bandwidth	15MHz	30MHz	500kHz	500kHz
Small Signal Bandwidth	30MHz	45MHz	1.5MHz	1.5MHz
Max. Output Current	200mA	750mA, 1A Peak	150mA   100mA	120mA   100mA   250mA
Input Impedance	50Ω   75Ω   1MΩ	50Ω   75Ω   1MΩ	1MΩ	1MΩ
Output Impedance	50Ω   75Ω   600Ω	2.5Ω   50Ω   75Ω	0.1Ω	0.1Ω
Gain	10 (or custom)	10 (or custom)	50 (or custom)	50 (or custom)
Transition Time	<22ns	<10ns	<1.5ms	<1ms
Connectivity	Bench			

## Digital & Modular Signal Amplifiers

These amplifiers, combined with Tabor's arbitrary waveform generators offer the highest performance mixed signal generation package, having high-end, high speed arbitrary generation capabilities with the most sophisticated digital pattern generation, all in a single solution.



MODEL	WXD1	LT6816
Channels	14	16
Input Level	LVDS	LVDS
Max Amplitude (into 50Ω)	4Vp-p	LVC MOS
Data Rate	10Mb/s to 1.15Gb/s	10Mb/s to 600Mb/s
Gain	Programmable	Fixed
Transition Time	<0.5ns	<1ns
Connectivity	68pin VRDPC	

## PXI, PCI & Modular Signal Amplifiers

Tabor Electronics' amplifiers produce high voltages by converting the supply rails to voltage suitable for signals up to 180Vp-p. They operate in conjunction with Tabor's Waveform Generators thus providing the ultimate solution for PXI, PCI and bench, high-voltage, wideband applications.



MODEL	TE3180	TE3222	TE3322	A10150	A10160
Channels	1	1	1	1	1
Max Amplitude	180Vp-p	20Vp-p	20Vp-p	16Vp-p   20Vp-p	34Vp-p
Large Signal Bandwidth	300kHz	20MHz	20MHz	150MHz	30MHz
Small Signal Bandwidth	1MHz	50MHz	50MHz	200MHz	45MHz
Max. Output Current	150mA	200mA	200mA	250mA	750mA
Input Impedance	50Ω	50Ω   1MΩ	50Ω   1MΩ	50Ω	50Ω
Output Impedance	0.1Ω	50Ω   1MΩ   600Ω	50Ω   1MΩ   600Ω	50Ω	2.5Ω
Gain	20 (or custom)	10 (or custom)	10 (or custom)	5 (or custom)	10 (or custom)
Transition Time	<1.5μs	<22ns	<22ns	<2.6ns	<10ns
Connectivity	PXI Hybrid	PXI Hybrid	PCI	Snap-On	Snap-On

*Simulate, Stimulate, Test...*

## Contact Us



SEPTIEMBRE, 31 28022 MADRID  
TEL. 91 300 01 91

[www.idm-instrumentos.es](http://www.idm-instrumentos.es)  
[idm@idm-instrumentos.es](mailto:idm@idm-instrumentos.es)