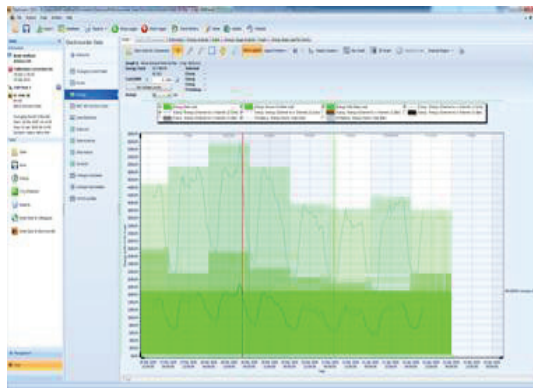
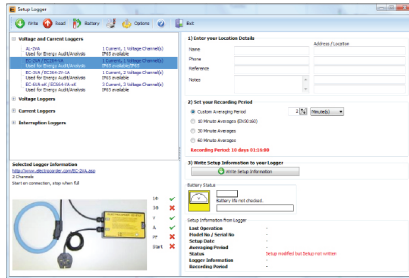


Energy Analysis Software



- Energy
- CO₂ Emissions
- Reports
- Email Data to Colleagues
- Email Data to ElectroCorder
- Database
- Compare Graphs
- Calibration Manager

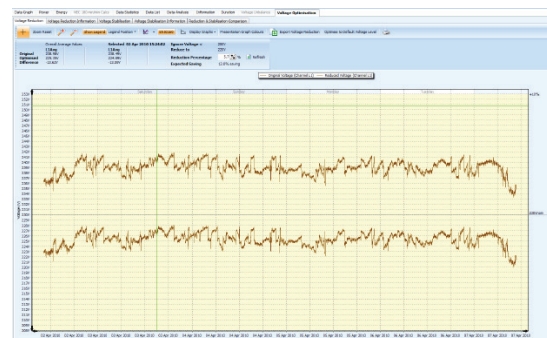
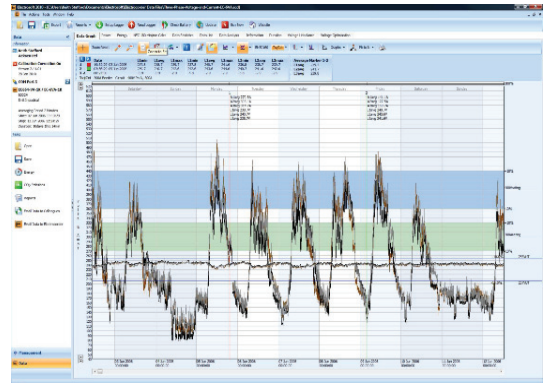


Microsoft Vista and Windows 7 compatible

Free version provided with all Electrocoders

Optional Upgrade software to Electroplus

Internal database to manage location / distribution of loggers



- Plots Volts, Amps, kW, KVA, kVARs, kWh.
- Display time domain and statistical data.
- Export all data to Excel.
- Draw Line Diagrams.
- Works with USB and RS232 loggers.

- Plot power (kW) and energy (kWh) graphs.
- Voltage Optimisation & Stabilisation calculations.
- Voltage imbalance, circuit loading and NEC 180 moving average calculations.
- CO₂ emission data.
- **ORDER CODE:-**
ES-2011-ES (Electrosoft, free)
EP-2011-EP (Electroplus)

ELECTROCORDER

Software: **Electrosoft**

Electrosoft works with all present models of the ElectroCorder range of electrical data loggers.

The software makes setup and download of the loggers very easy and suitable for non technical staff, the program will even print off a dispatch docket to allow shipping via a 3rd party or simply to have a paper record of the locations of the various loggers.

The program has an internal database which stores the locations of the loggers and based upon the setup information, knows when these loggers are due to finish logging. The software will then prompt you that the logger is finished and due to be downloaded.

Memory modes available for logging: The ElectroCorder can be set to start recording when it is connected and stop when the memory is full. Should you have any other needs please contact Acksen Ltd, tel: +44 (0)870 225 1790 or contact your local distributor.

Why is the ElectroCorder better than other similarly priced competitors? The ElectroCorder range use a constant sampling technique, unlike the single reading of competitors. When the loggers start to record, they sample every channel 16 times per cycle, a cycle is 16ms at 60Hz and 20ms at 50Hz. At the end of each averaging period, 3 quantities are saved for each channel, the True RMS average, the Max, which is the highest cycle value during the period and the Min, lowest cycle value. This means that it will record all the peaks and troughs which are one cycle or longer.

When recording the ElectroCorder will store the average voltage and current (model dependent) over the averaging period chosen (1 second to 60 minutes), it will also record the highest (max) & lowest (min) cycle values during that period.

The voltage and current levels are stored with dates and times. With the backup battery, most ElectroCorders can continue to record for a year. On the logger, recording is signified by a flashing green light. A red light advises users that the unit has completed recording.

When the logger has finished logging, the stored data is uploaded to a PC via the supplied USB cable. Using Electrosoft, the recorded voltage and current levels, dates & times can be viewed in both tabular and graphical form, exported to a spreadsheet or saved to file.

Graphs can be printed showing the recorded levels and the allowable tolerance bands. These results may then be discussed with the customer or client. Electrosoft also provides an internal database which effectively manages the distribution of multiple units.

There are many models of ElectroCorder, to suit many logging situations and user's requirements.

TECHNICAL SPECIFICATIONS (subject to change without notice)

	Electrosoft	Electroplus
Display voltage graphs	Yes	Yes
Display current graphs	Yes	Yes
Display voltage statistics	Yes	Yes
Display current statistics	Yes	Yes
Display power graphs	Yes	Yes
Display energy graphs	Yes	Yes
Print dispatch docket	Yes	Yes
Database to manage distribution of loggers	Yes	Yes
USB, & RS232 communications	Yes	Yes
Export all data to Excel	Yes	Yes
CO2 emissions	Yes	Yes
Calibration Manager	No	Yes
Compare multiple graphs	No	Yes
Display Voltage unbalance for 3 phase loggers	No	Yes
Calculate voltage optimisation	No	Yes
Calculate and display NEC 180 minute rolling average	No	Yes

WARRANTY & CALIBRATION - All Acksen Ltd products carry a minimum of a one year's back to base warranty covering manufacturing defects and component failures. Each unit is individually calibrated during testing.

CONFORMITY - Emissions EN55022:1994B, (EN50081-1:1992). Immunity EN50082-2:1995, following the provisions of EMC directive 89/336/EEC. Recording std EN50160:1994. LVD 72/23/EEC with respect to EN60065. (IEC-61010). All models certified (light industrial, 3V/m).

ORDERING - Electrosoft is available free for download from the website, Electroplus can be purchased from Acksen Ltd or your local distributor.

	Description		ORDER CODE
1	Free Electrosoft	Windows PC	ES-2010-ES
2	Enhanced Electroplus	Windows PC	EP-2010-EP